



THE SHAPE OF THE ANAL FIN IS ANOTHER WAY TO IDENTIFY THESE SPECIES. THIS CAN EASILY BE SEEN BY DEPRESSING THE FRONT EDGE OF THE ANAL FIN TO IT'S BASE AS SHOWN BELOW.




RAINBOW TROUT

Tip falls to or beyond end of base



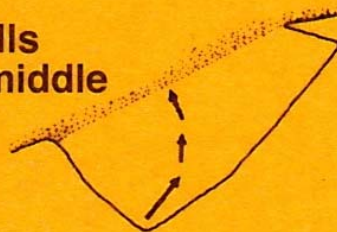
COHO SALMON

Tip falls slightly past middle



CHINOOK SALMON

Tip falls short of middle



BRULE RIVER SPORTSMEN'S CLUB, INC.

Brule, WI 54820